

FRESNO COUNTY SHERIFF'S OFFICE



2018

CORONER UNIT STATISTICS

Margaret Mims, Sheriff-Coroner
Lt. Robert Woodrum, Unit Commander
3333 E. American Avenue, Suite G
Fresno, CA 93725

Coroner Unit Staff:

Commander: Lt. Robert Woodrum

Chief Forensic Pathologist: Dr. Venu Gopal

Forensic Pathologist: Dr. Michael Chambliss

Lead Deputy Coroner: Kelly Matlock

Deputy Coroner II: Sarah Davis, Loretta Andrews, Imron Ramos, Jeff Gentry, Leticia Funderburk

Forensic Technician: Ophelie Kompaore, George Franco, Catherine Prieto, Emily Martin, Martin Kams

Summary:

The Fresno County Sheriff's Office (Coroner Unit) investigates all suspicious, unnatural and unexpected deaths that occur in Fresno County. Our six coroner investigators are responsible for death investigations in all 6,011 square miles of Fresno County. Our two Forensic Pathologist's determine both cause and manner of death in all coroner case death investigations.

In 2018, there were 7,506 deaths in Fresno County. Of those deaths, 3,965 were reported to the Coroner Unit for review. The Coroner Unit accepted 986 of those reported deaths as coroner cases and performed an examination, toxicology and or medical record review to determine cause and manner of death.

- In 2018, 1,430 bodies were transported to the Coroner Unit morgue.
- In 2018, our two Forensic Pathologist's performed a total of 836 examinations.

**All reported statistics subject to change pending additional death investigation.*

Report prepared by Deputy Coroner Jeff Gentry

Coroner Unit Statistics – OVERALL (2018):

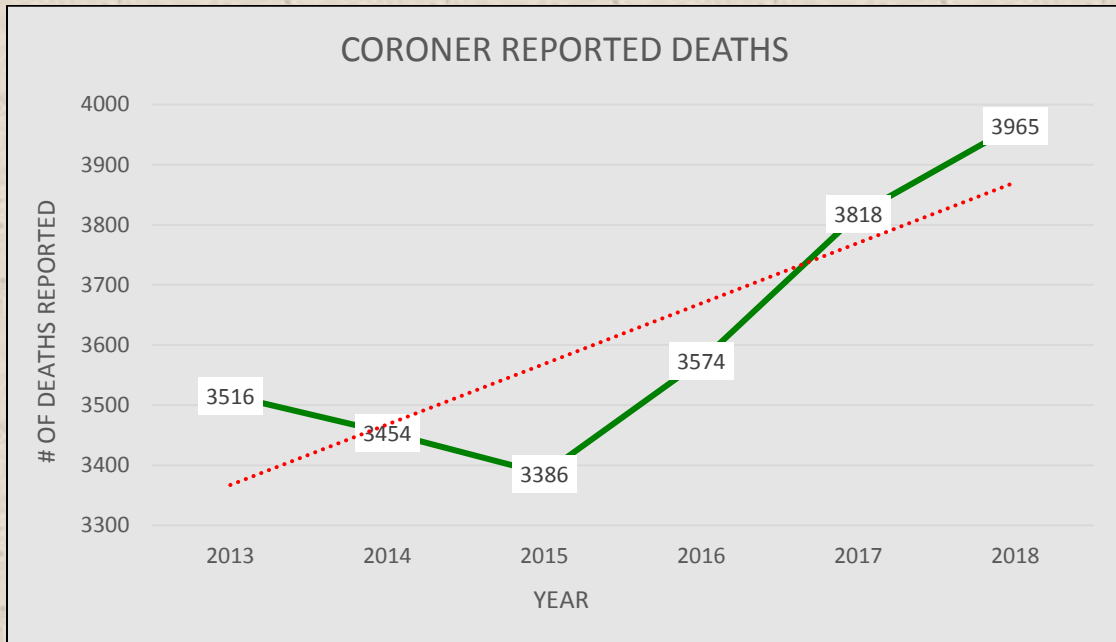
Legend:

<u>Overalls Statistics:</u>	pg. 3 – 6
• Pathologist Examinations:	pg. 4
<u>Accident - Motor Vehicle Related:</u>	pg. 7 – 9
• MVA (Investigating Agency):	pg. 8
<u>Accident - Overdose:</u>	pg. 9 - 11
• Single Drug Overdose:	pg. 10
• Combined Drug Overdose:	pg. 11
<u>Accident - Other:</u>	pg. 12
<u>Suicide:</u>	pg. 13 - 17
• Suicide by Zip Code:	pg. 16
• Suicide Trends:	pg. 17
<u>Homicide:</u>	pg. 18 - 23
• Homicide by Zip Code:	pg. 21
• Homicide Trends:	pg. 22
• Officer Involved Shooting:	pg. 23
<u>In Custody:</u>	pg. 24

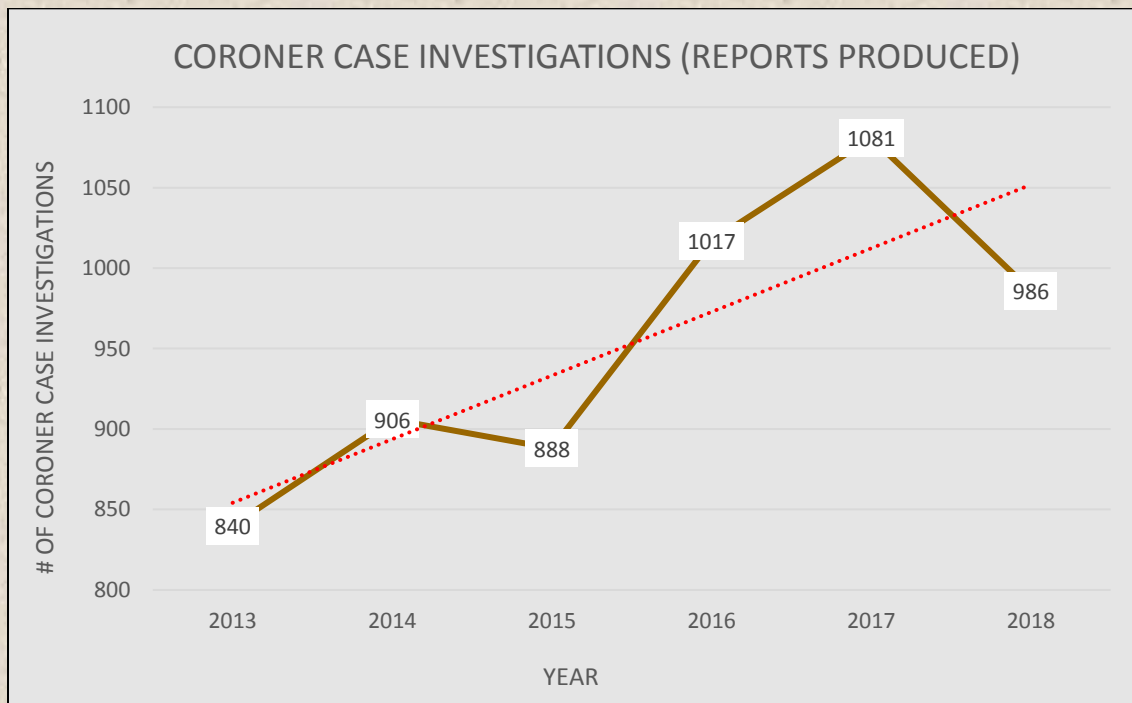
Coroner Unit Statistics – OVERALL (2018):

➤ Total Fresno County Deaths: 7,506

Coroner Reported Deaths (2018): 3,965



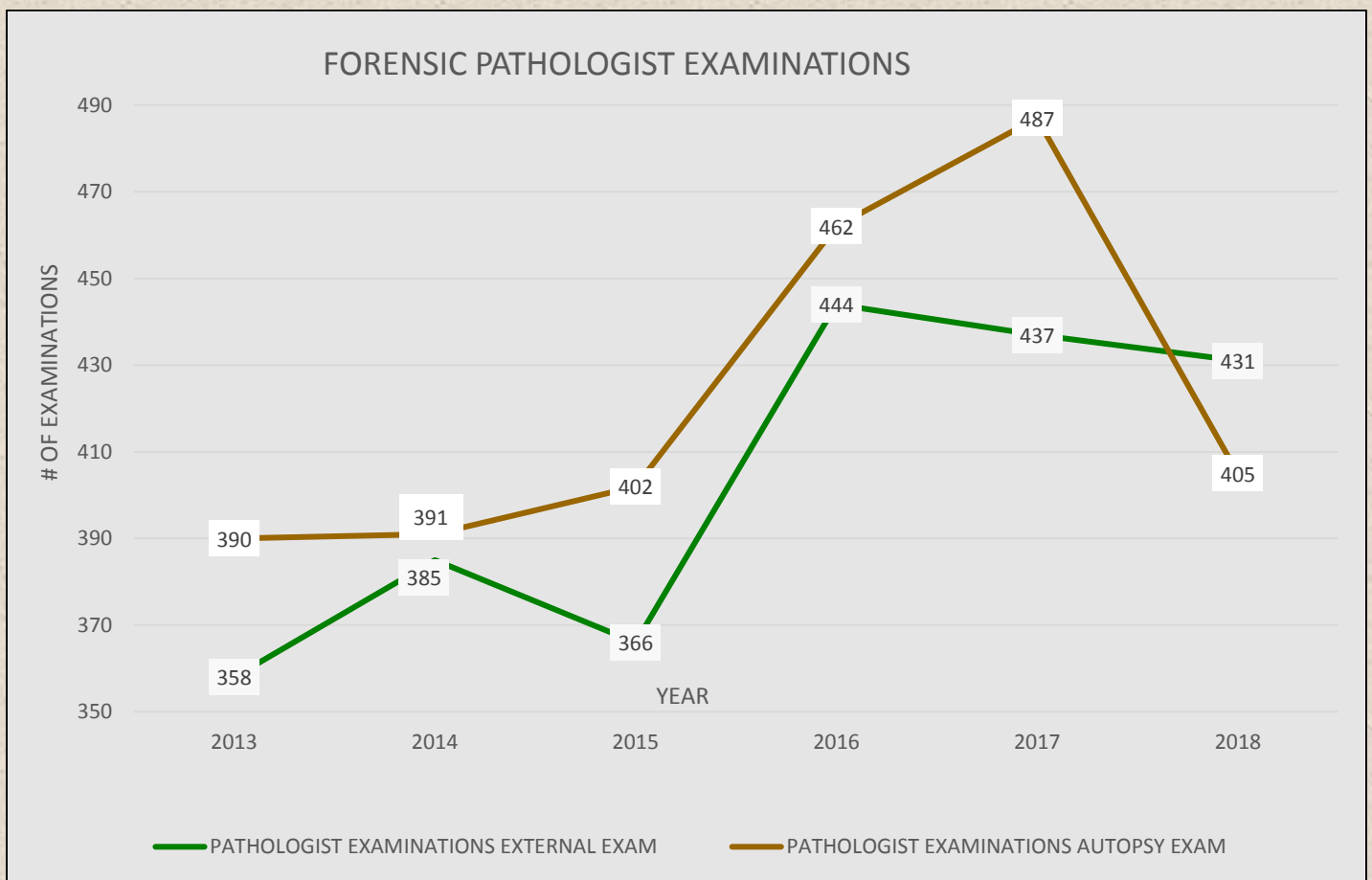
Coroner Case Investigations (Reports Produced): 986



Coroner Unit Statistics – OVERALL (2018):

Total Forensic Pathologist Examinations: 836

- Autopsy Examinations: 405
- External Examinations / Toxicology / Medical Record Review: 431



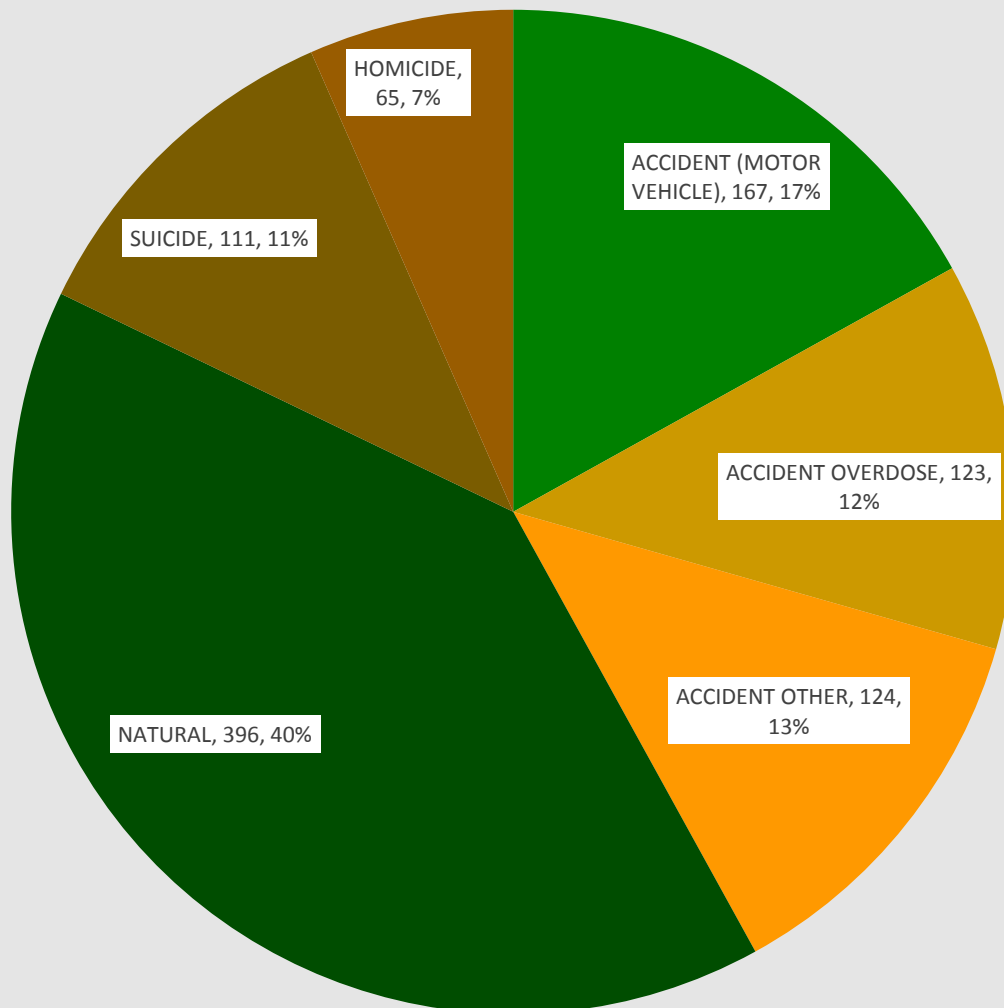
- Bodies Transported to Coroner Morgue: 1430

Coroner Unit Statistics – OVERALL (2018):

Total Coroner Cases: 986

- Natural: 396
- Accident: 414
 - Motor Vehicle Accident: 167
 - Overdose: 123
 - Other Accidents: 124
- Suicide: 111
- Homicide: 65

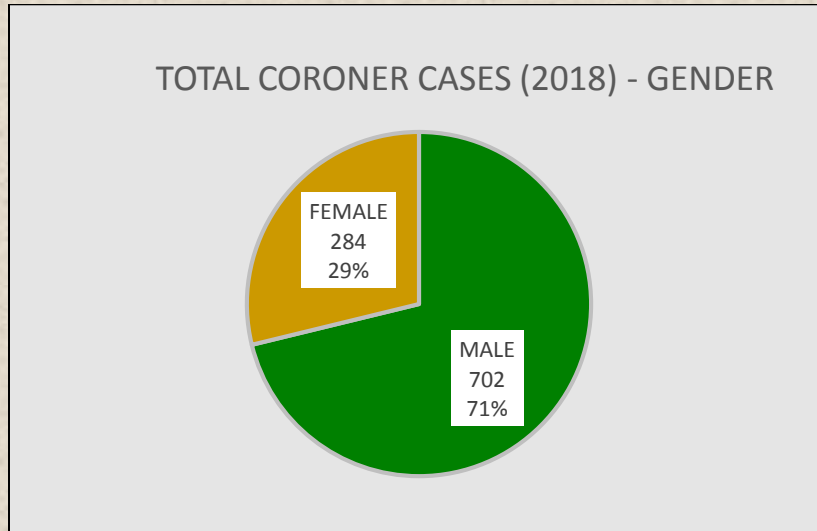
TOTAL CORONER CASES (2018)



Coroner Unit Statistics – OVERALL (2018):

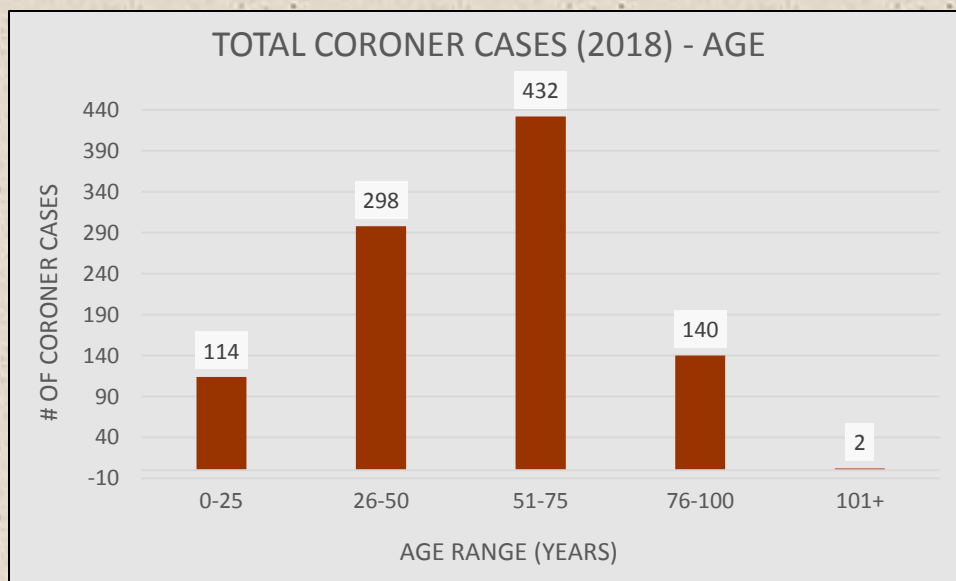
Total Coroner Cases: 986

- Male: 702
- Female: 284



Age Distribution (Years):

- 0-25: 114
- 26-50: 298
- 51-75: 432
- 76-100: 140
- 101+: 2

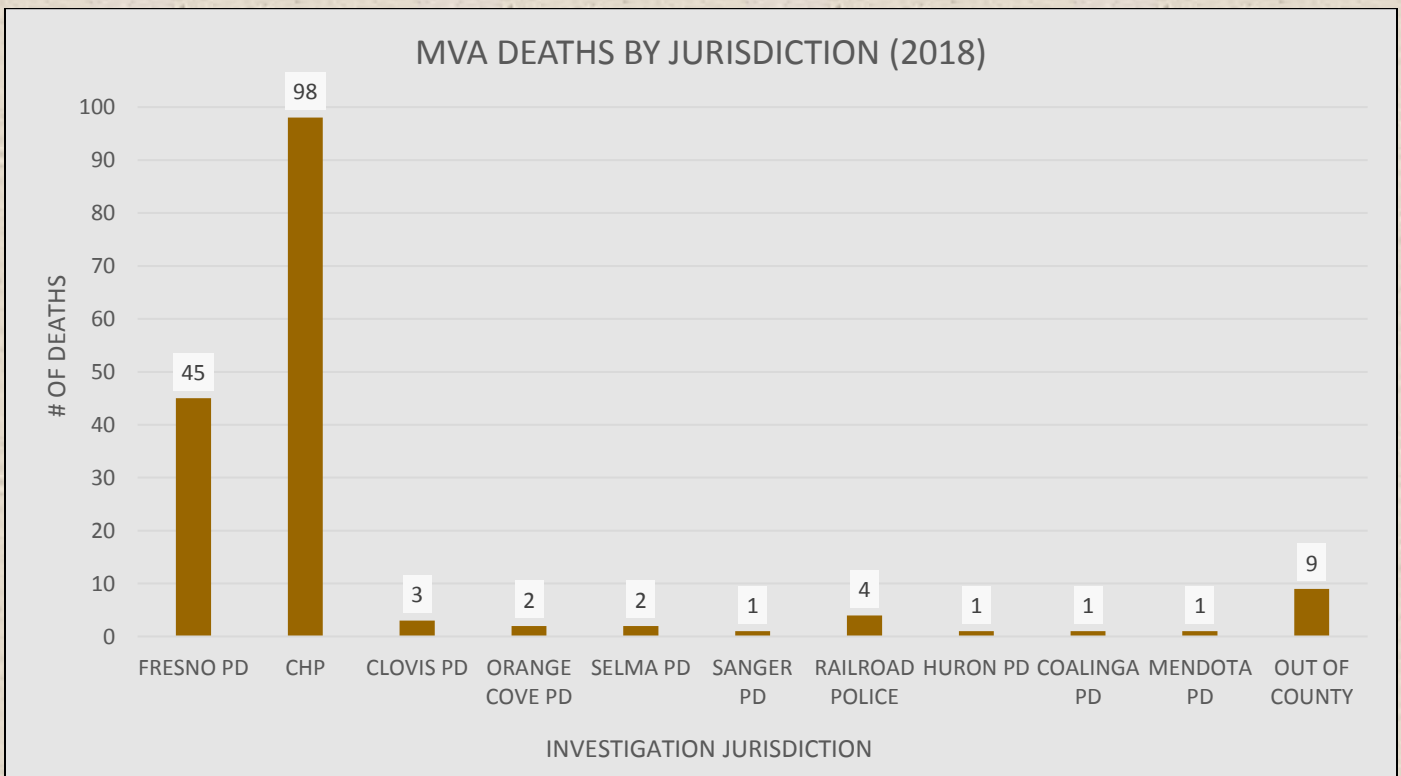
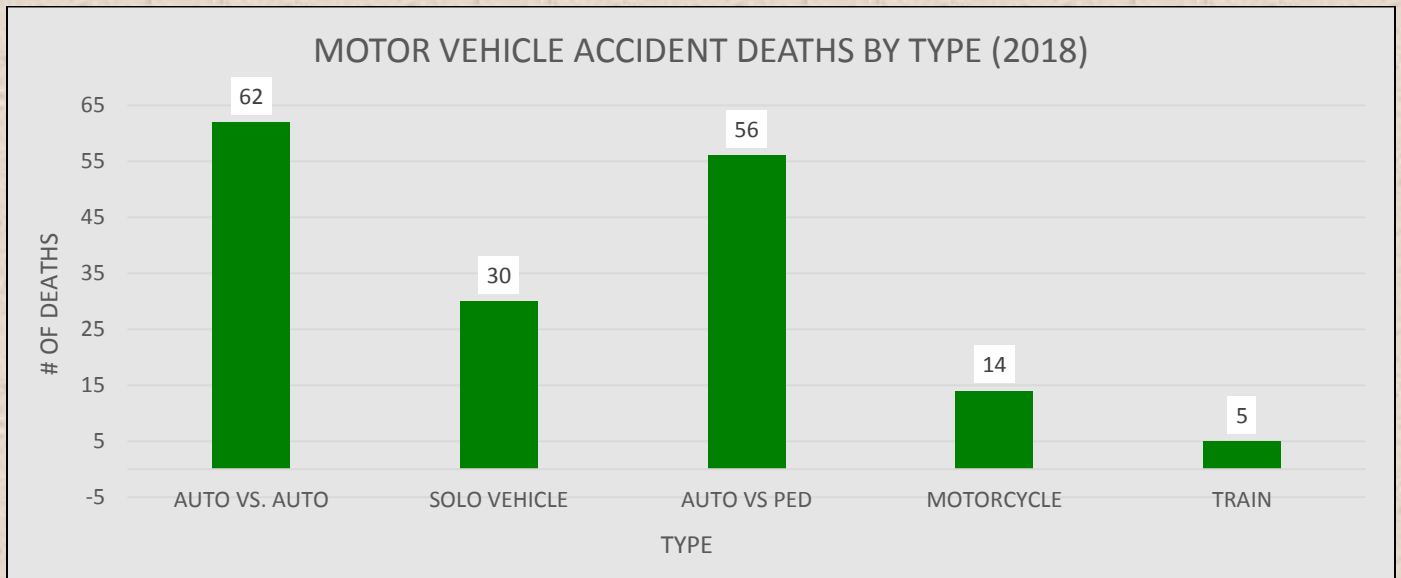


- Average Age of Coroner Case (2018): 53 years old

Coroner Unit Accident Death Investigations – MOTOR VEHICLE (2018):

Total Motor Vehicle Accident Related Deaths (2018): 167

- Auto vs. Auto: 62
- Solo Vehicle: 30
- Auto vs. Pedestrian: 56
- Motorcycle: 14
- Train: 5



Coroner Unit Accident Death Investigations – MOTOR VEHICLE (2018):

Total Motor Vehicle Accident Related Deaths (2018): 167

- Auto vs. Auto or Solo Vehicle: 93
 - California Highway Patrol: 72
 - Fresno PD: 12
 - Clovis PD: 2
 - Orange Cove PD: 1
 - Out of County Accident: 6

- Auto vs. Pedestrian: 56
 - California Highway Patrol: 16
 - Fresno PD: 31
 - Orange Cove PD: 1
 - Mendota PD: 1
 - Coalinga PD: 1
 - Huron PD: 1
 - Sanger PD: 1
 - Selma PD: 2
 - Out of County Accident: 2

- Train Accident: 4
 - Railroad Police: 4

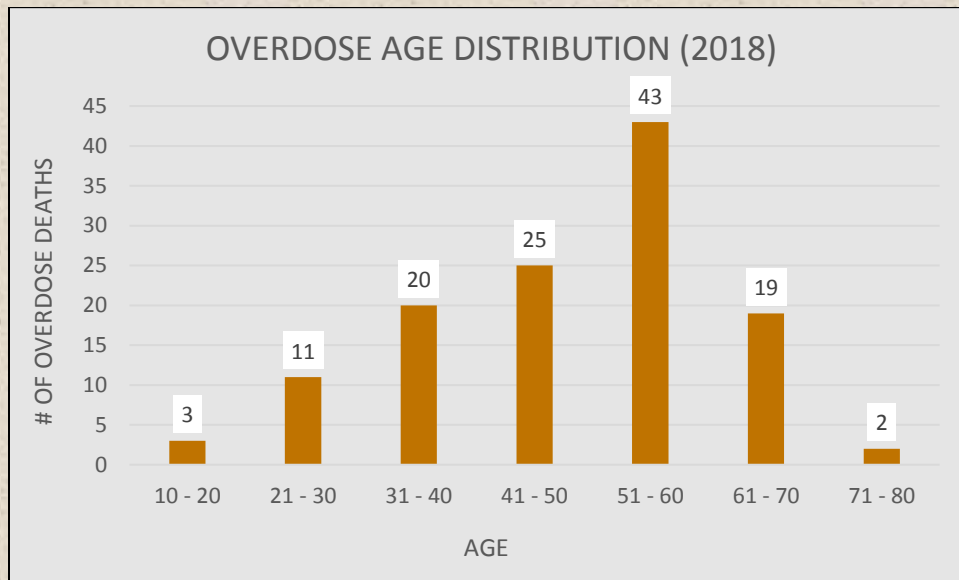
- Motorcycle Accident: 14
 - California Highway Patrol: 10
 - Fresno PD: 2
 - Clovis PD: 1
 - Out of County Accident: 1

Coroner Unit Accident Death Investigations - OVERDOSE (2018):

Total Overdose Accident Deaths: 123

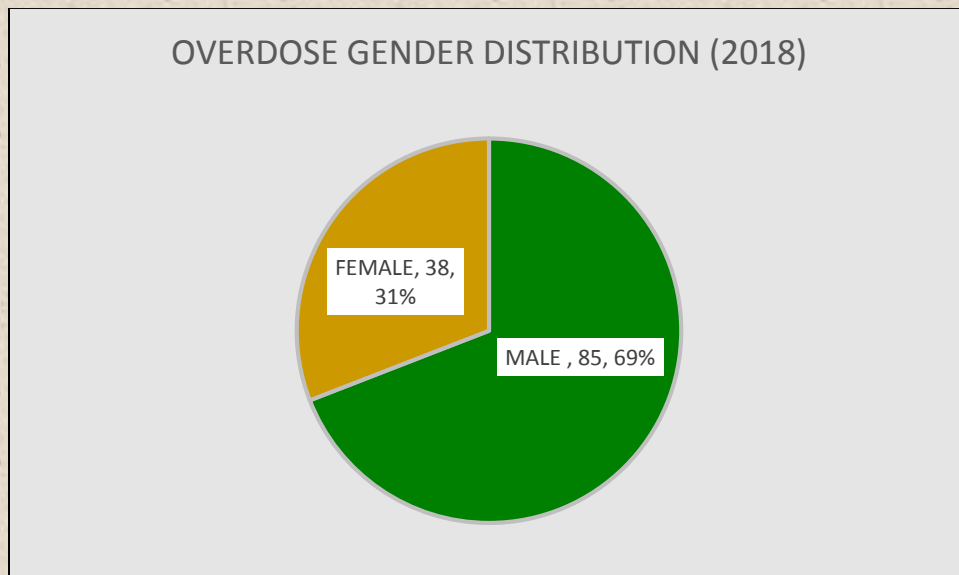
- Single Drug Overdose Deaths: 94
- Combined Drug Overdose Deaths: 29

Overdose Death - Age Distribution:



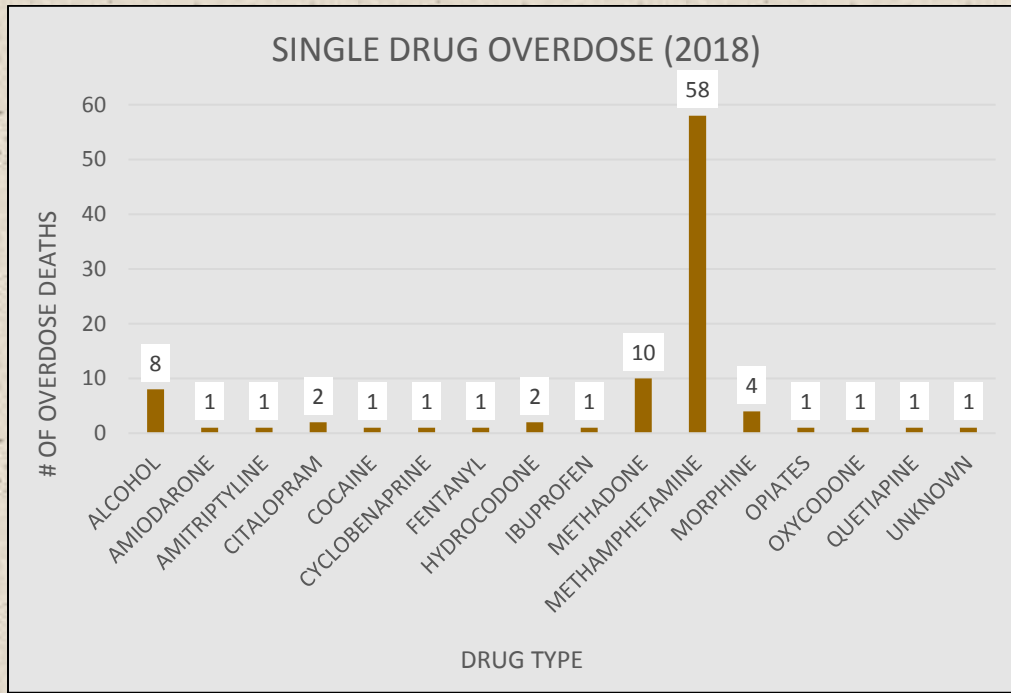
- Average Age of Overdose Death: 49 years
- Youngest Overdose Death: 18 years
- Oldest Overdose Death: 74 years

Overdose Death - Gender Distribution:



Coroner Unit Accident Death Investigations - OVERDOSE (2018):

Single Drug Overdose Deaths: 94



ALCOHOL: 8

AMIODARONE: 1

AMITRIPTYLINE: 1

CITALOPRAM: 2

COCAINE: 1

CYCLOBENAPRINE: 1

FENTANYL: 1

HYDROCODONE: 2

IBUPROFEN: 1

METHADONE: 10

METHAMPHETAMINE: 58

MORPHINE: 4

OPIATES: 1

OXYCODONE: 1

QUETIAPINE: 1

UNKNOWN: 1

- Methamphetamine was present in (58) 62% of Single Drug Overdose Deaths.

- Opiates were present in (18) 19% of Single Drug Overdose Deaths.

Coroner Unit Accident Death Investigations - OVERDOSE (2018):

Combined Drug Overdose Deaths: 29

- Acetaminophen and Gabapentin and Trazadone: 1
- Alcohol and Methamphetamine: 4
- Alcohol and Oxycodone: 2
- Alcohol and Morphine: 1
- Alprazolam and Carisoprodol: 1
- Alprazolam and Cocaine and Hydrocodone: 1
- Amiodarone and Atropine: 1
- Amiodarone and Methadone and Methamphetamine: 1
- Amiodarone and Methamphetamine and Morphine: 1
- Amitriptyline and Methadone and Phencyclidine: 1
- Carisoprodol and Gabapentin and Meprobamate and Methadone: 1
- Cocaine and Morphine: 1
- Cocaine and Methamphetamine and Morphine: 1
- Cocaine and Tramadol: 1
- Cyclobenzaprine and Methamphetamine and Ondansetron: 1
- Diazepam and Hydrocodone: 1
- Fentanyl and Methamphetamine: 1
- Fluoxetine and Morphine: 1
- Fluoxetine and Venlafaxine: 1
- Gabapentin and Lorazepam and Oxycodone: 1
- Hydroxyzine and Methadone: 1
- Methamphetamine and Salicylate: 1
- Methadone and Quetiapine: 1
- Morphine and Hydrocodone: 1
- Morphine and Sertraline: 1

- Methamphetamine was present in (10) 34% of Combined Drug Overdose Deaths.
- Opiates were present in (18) 62% of Combined Drug Overdose Deaths.
- Alcohol was present in (7) 24% of Combined Drug Overdose Deaths.

Coroner Unit Accident Death Investigations – OTHER ACCIDENTS (2018):

Other Accident Deaths: 124

Fall: 69

- On glass bottle: 1
- From vehicle: 1
- Other fall: 67

Fire: 3

Drowning: 22

- Residence pool: 5
- Bathtub: 2
- Spa: 1
- Canal: 8
- San Joaquin River: 3
- Millerton Lake: 1
- Out of County: 1
- Avocado Lake: 1

Choking: 9

- On food: 8
- On toy (child): 1

Heat Exposure: 1

Following Trauma: 9

- Bicycle: 1
- Other: 7
- Fight: 1

Animal Related: 1

Train: 1

Snow Related: 1

Kicked by Horse: 1

Industrial Accident: 1

Chronic Drug Abuse: 2

Accident Gunshot Wound: 1

Propane Explosion: 1

Tree Cutting: 1

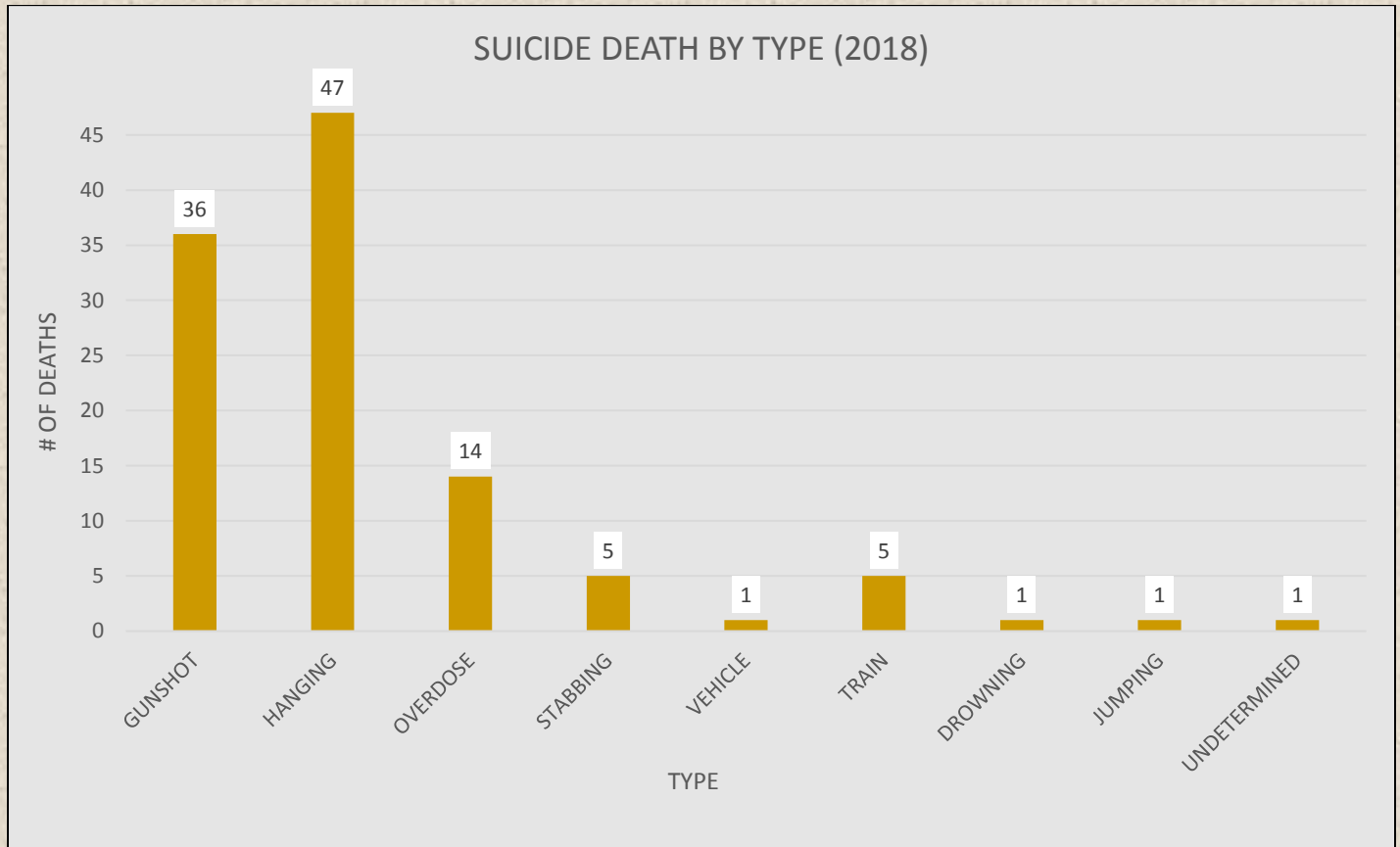
Tire Explosion: 1

Coroner Unit Suicide Death Investigations (2018):

Total Suicide Deaths (2018): 111

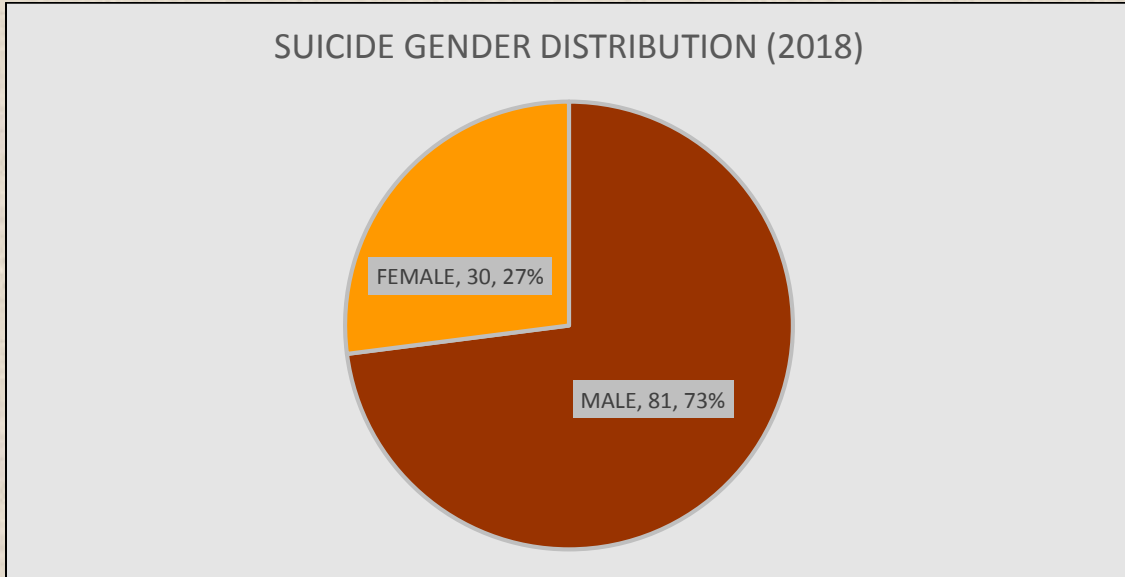
Suicide Death by Type

- Gunshot: 36
- Hanging: 47
- Overdose: 14
- Stabbing: 5
- Vehicle: 1
- Train: 5
- Drowning: 1
- Jumping: 1
- Undetermined: 1

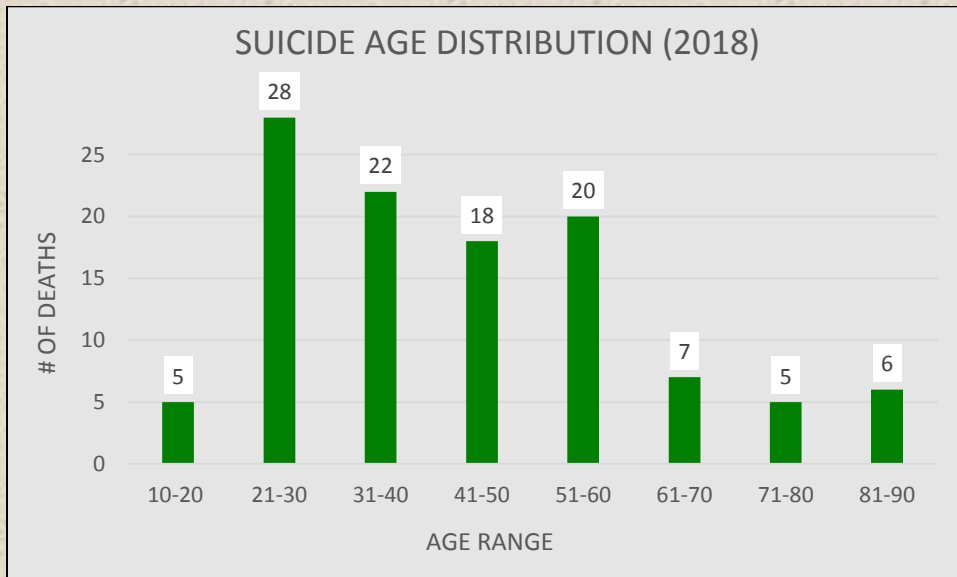


Coroner Unit Suicide Death Investigations (2018):

Suicide - Gender Distribution:



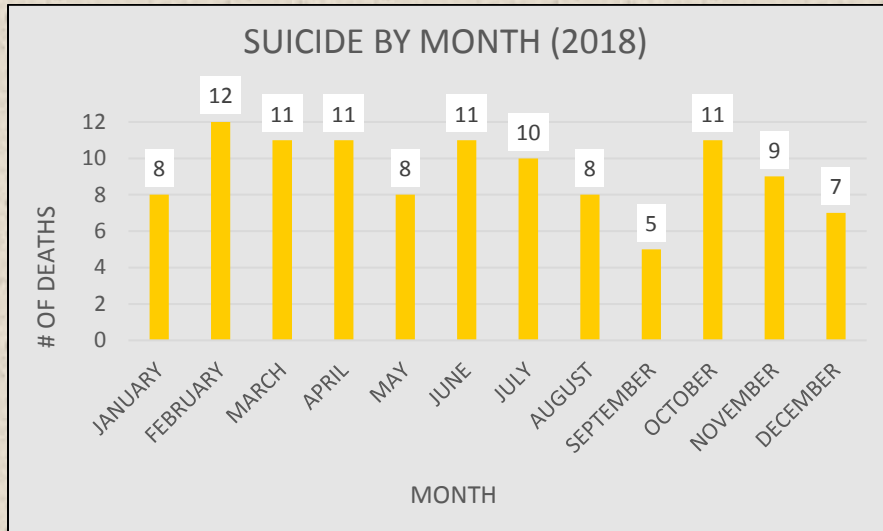
Suicide - Age Distribution:



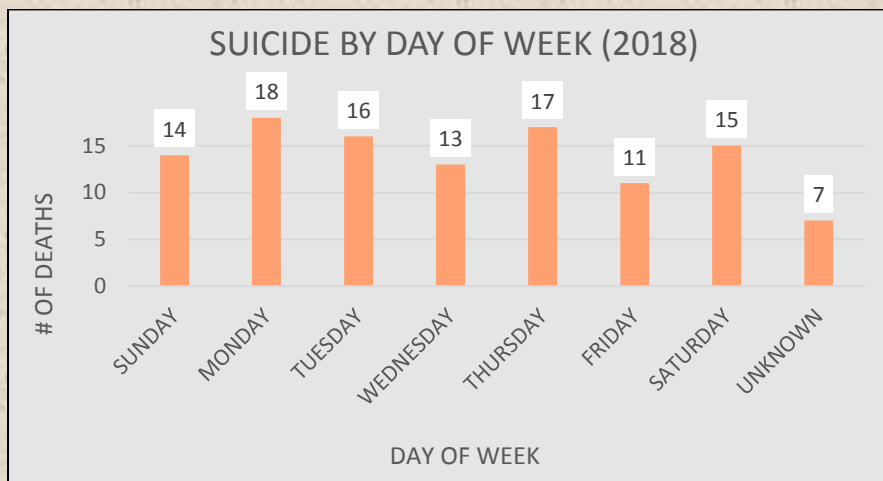
- Youngest Suicide: 14 years
- Oldest Suicide: 86 years
- Average Suicide Age: 44 years

Coroner Unit Suicide Death Investigations (2018):

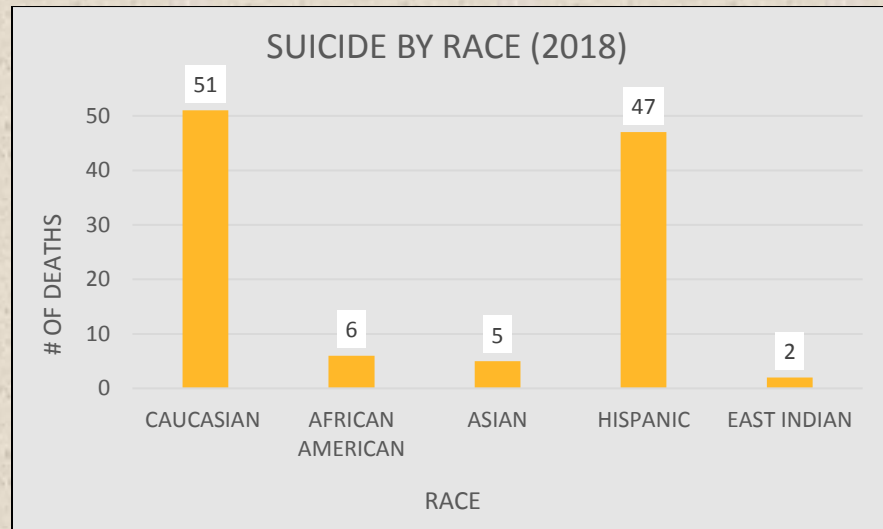
Suicide by Month Distribution:



Suicide by Day of Week Distribution:



Suicide by Race Distribution:



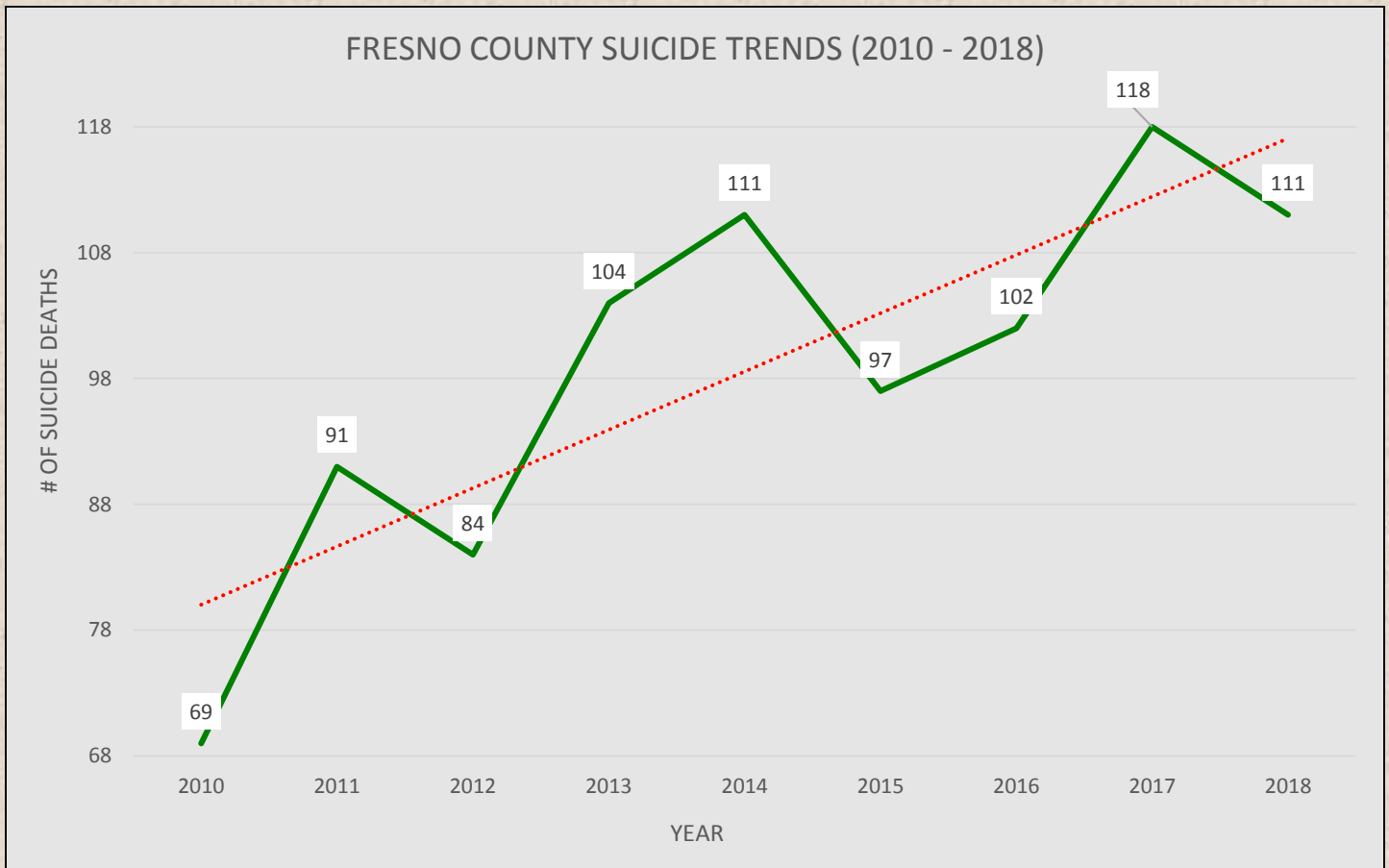
Coroner Unit Suicide Death Investigations (2018):

Suicide by Zip Code Distribution:

FRESNO COUNTY SUICIDE DEATHS (2018)

FRESNO	COALINGA	PARLIER
93701: 3	93210: 3	93648: 2
93702: 9	HURON	REEDLEY
93703: 6	93234: 2	93654: 1
93704: 3	AUBERRY	RIVERDALE
93705: 4	93602: 1	93656: 1
93706: 4	BIG CREEK	SANGER
93710: 7	93605: 1	93657: 4
93711: 6	CARUTHERS	SAN JOAQUIN
93720: 4	93609: 1	93669: 1
93721: 5	CLOVIS	SELMA
93722: 5	93611: 3	93662: 1
93723: 1	93612: 6	SQUAW VALLEY
93725: 4	93619: 1	93675: 1
93726: 5	FRIANT	MIRAMONTE
93727: 7	93626: 1	93641: 2
93728: 3	KERMAN	
93730: 1	93630: 2	

Coroner Unit Suicide Death Investigations (2018):



Fresno County Suicide Trends (2010 – 2018)

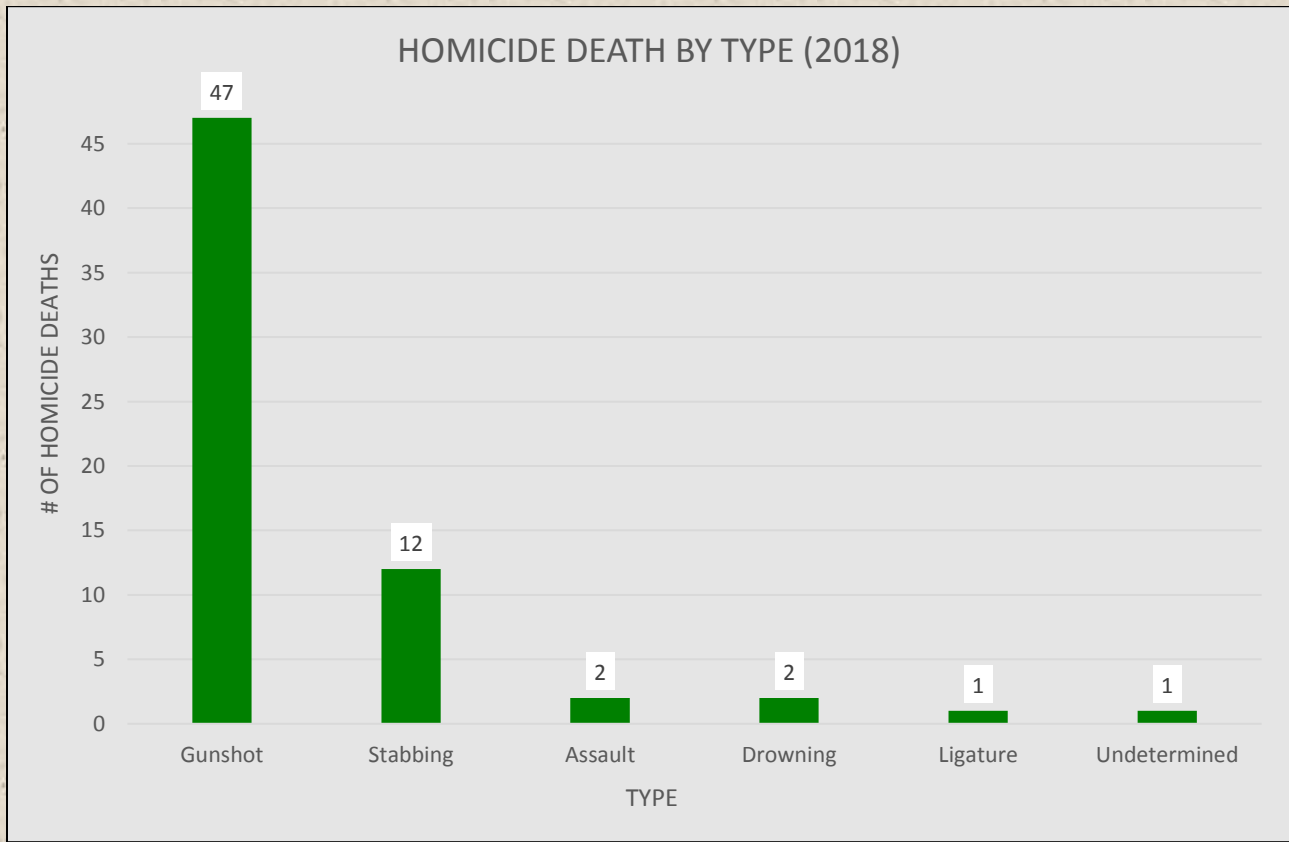
- 2010: 69
- 2011: 91
- 2012: 84
- 2013: 104
- 2014: 111
- 2015: 97
- 2016: 102
- 2017: 118
- 2018: 111

Coroner Unit Homicide Death Investigations (2018):

Total Homicide Deaths: 65

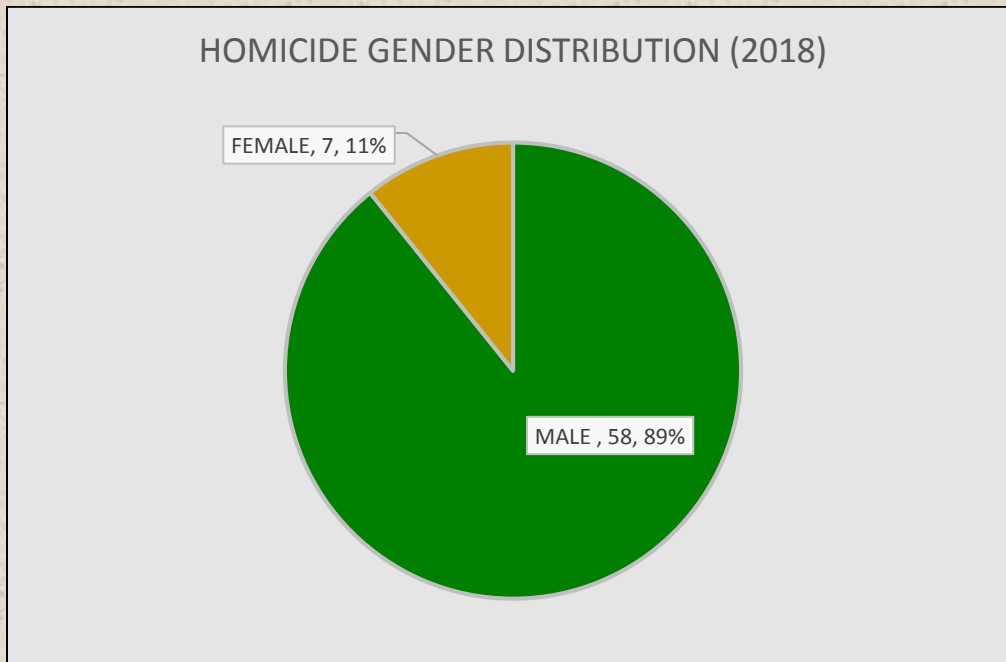
Homicide Death by Type:

- Gunshot: 47
- Stabbing: 12
- Assault: 2
- Drowning: 2
- Ligature Strangulation: 1
- Undetermined: 1

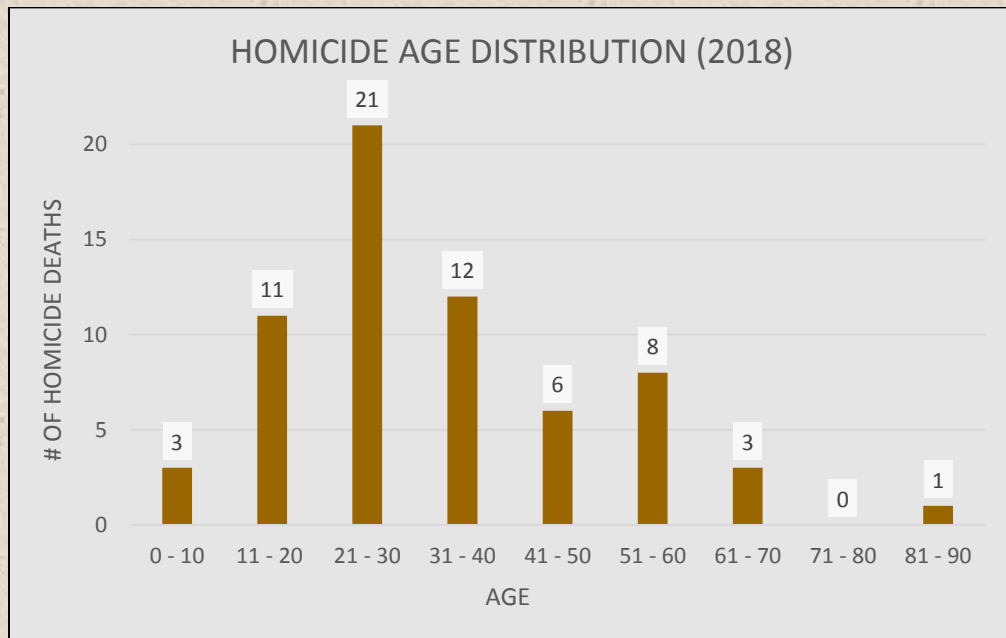


Coroner Unit Homicide Death Investigations (2018):

Homicide - Gender Distribution:



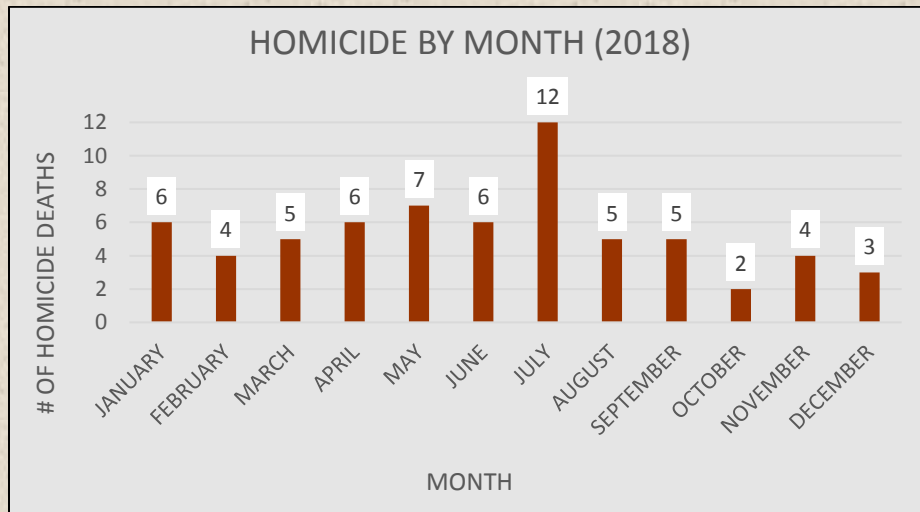
Homicide - Age Distribution:



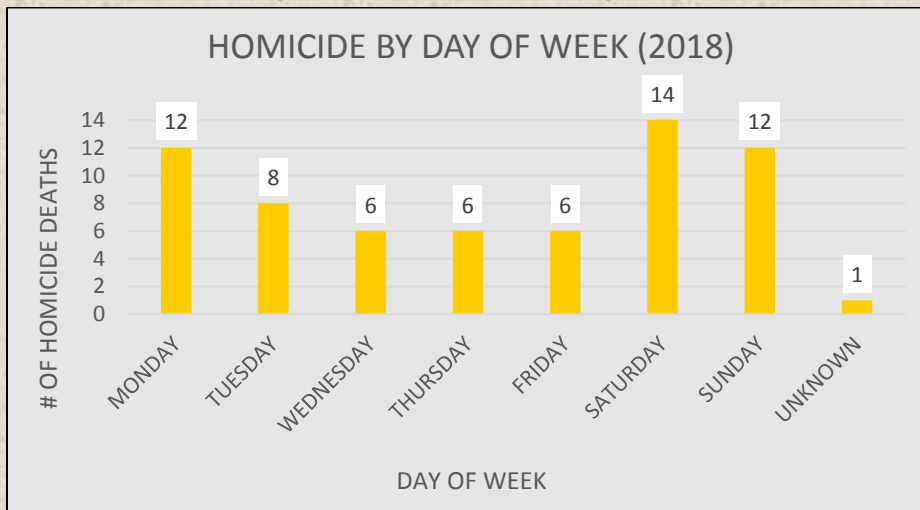
- Youngest Homicide: Newborn (Hours)
- Oldest Homicide: 81 years
- Average Homicide Age: 33 years

Coroner Unit Homicide Death Investigations (2018):

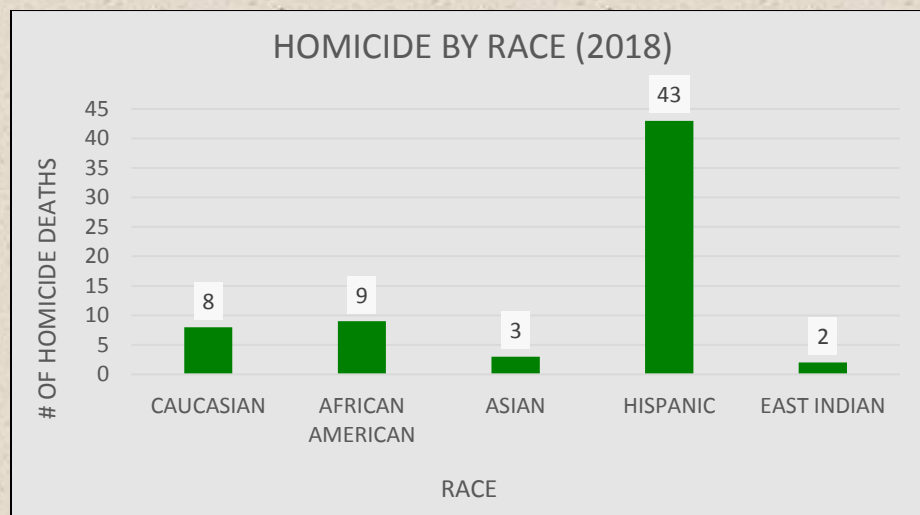
Homicide by Month Distribution:



Homicide by Day of Week Distribution:



Homicide by Race Distribution:



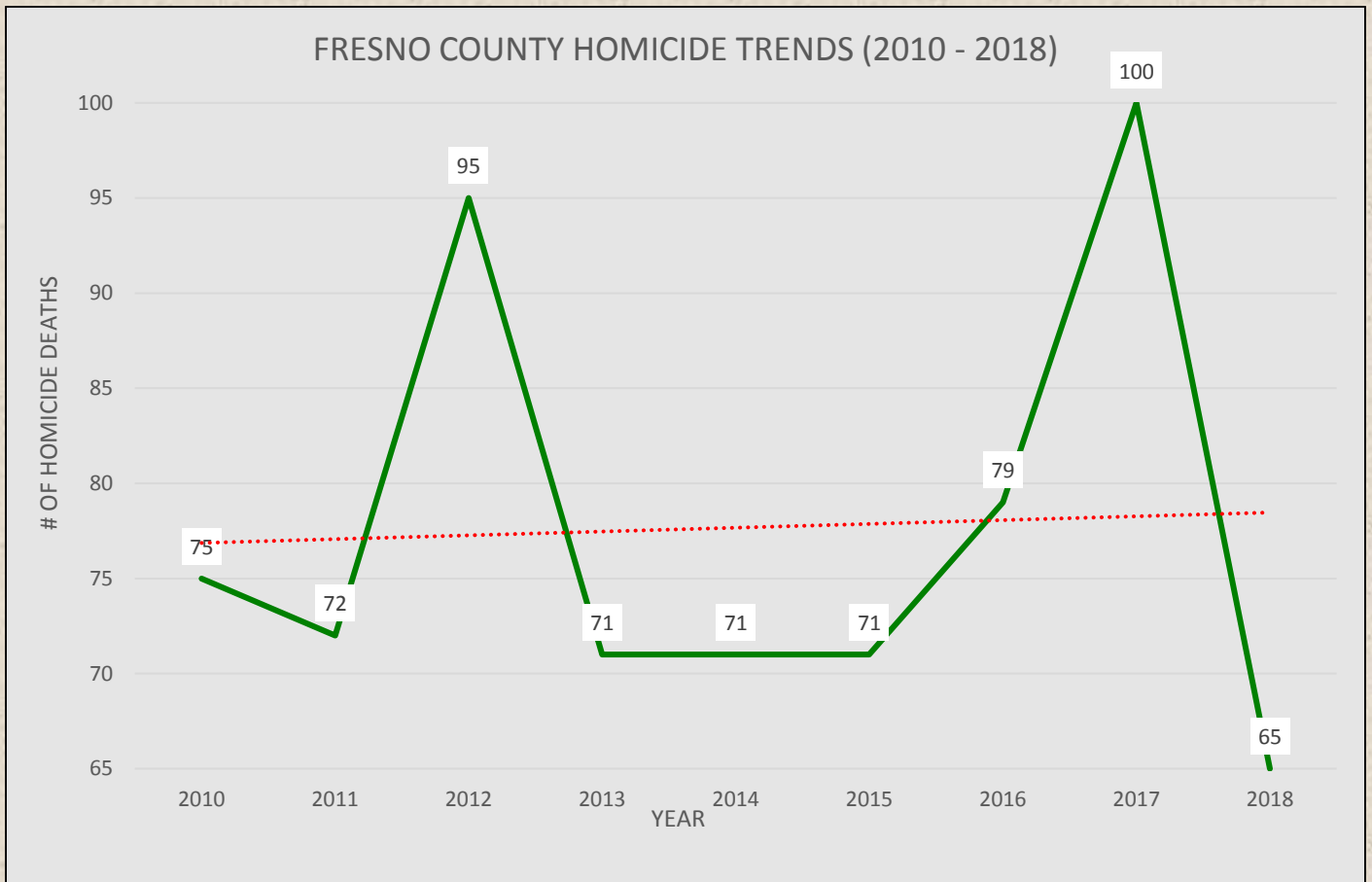
Coroner Unit Homicide Death Investigations (2018):

Homicide by Zip Code Distribution:

FRESNO COUNTY HOMICIDE DEATHS (2018)

FRESNO	COALINGA	SQUAW VALLEY
93701: 1	93210: 2	93646: 2
93702: 6	CLOVIS	PARLIER
93704: 1	93611: 1	93648: 4
93705: 3	FOWLER	PINEDALE
93706: 11	93625: 1	93650: 1
93710: 2	KERMAN	SANGER
93720: 1	93630: 1	93657: 1
93721: 1	REEDLEY	SELMA
93722: 5	93654: 4	93662: 3
93723: 1		
93725: 3		
93726: 3		
93727: 4		
93728: 3		

Coroner Unit Homicide Death Investigations (2018):

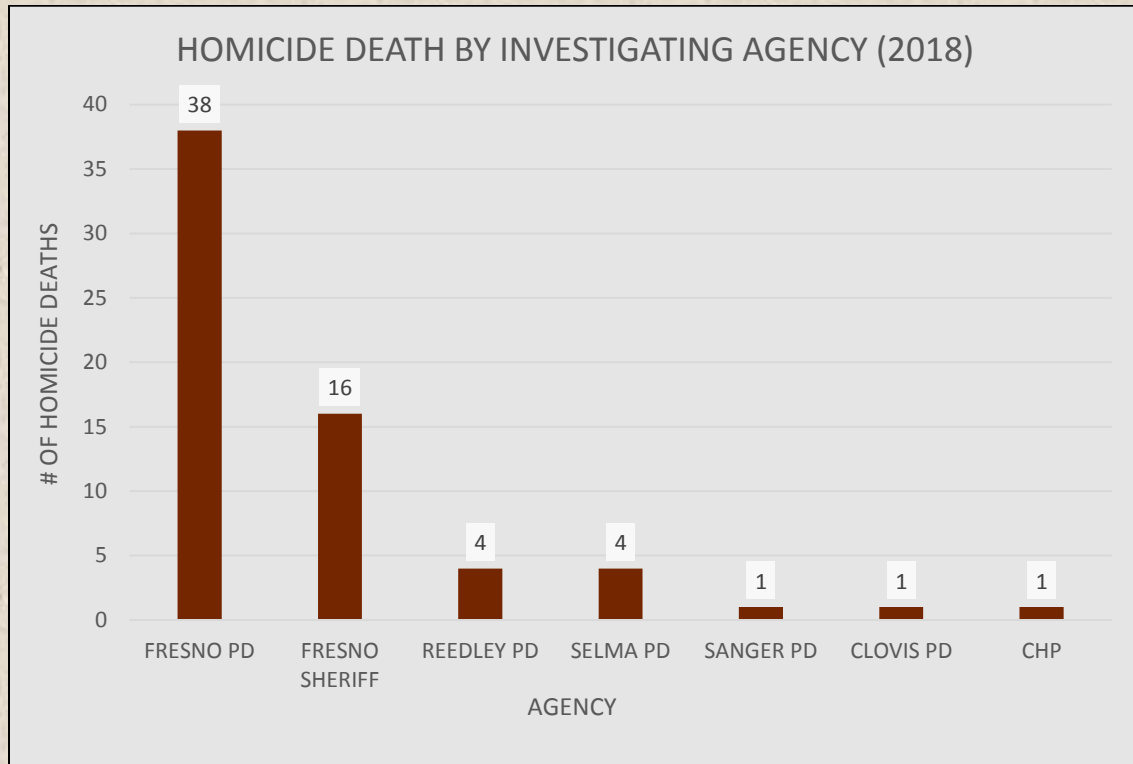


Fresno County Homicide Trends (2010 – 2018)

- 2010: 75
- 2011: 72
- 2012: 95
- 2013: 71
- 2014: 71
- 2015: 71
- 2016: 79
- 2017: 100
- 2018: 65

Coroner Unit Homicide Death Investigations (2018):

Homicide by Investigating Agency Distribution:



Officer Involved Shooting Death's (2018):

➤ Total: 4

Investigating Agency

- Fresno County Sheriff – Coroner's Office: 1
- Fresno Police Department: 3

Agency Involved in Shooting:

- Orange Cove Police Department (Off Duty Officer): 1
- Fresno Police Department: 3

Coroner Unit In-Custody Death Investigations (2018):

In Custody Deaths (2018): 15

Location / Type:

Fresno County Jail: 11

- Natural: 6
- Overdose: 2
- Suicide: 2
- Homicide: 1

Pleasant Valley State Prison (Coalinga): 3

- Natural: 2
- Overdose: 1

Coalinga State Hospital: 1

- Natural: 1

In Custody Death - Gender Distribution:

- Male: 13
- Female: 2